



Number the Stars

The following activities are to be completed after reading the historical fiction book *Number the Stars*. These items are due on August 17, 2015.

Where in the World Are We?


- Follow the directions on the worksheet
- Please use colored pencil for the labeling and coloring

Compare and Contrast

- After writing the description of each character, cut out each box and attach it to a sheet of large construction paper 12x18
- Attach your illustrations and paragraphs to the construction paper as well.
- This will be presented the first week of school.

A Postcard to Papa

- Create this postcard on a sheet of 9 x 12 construction paper.
- Be creative



Where in the World Are We?

Use an atlas to help you label the following countries and their capitals on the map below. Then use the chart to color them as follows:


<i>Country</i>	<i>Color</i>	<i>Occupied?</i>
Denmark	red	_____
Sweden	yellow	_____
Norway	blue	_____
Finland	green	_____
Poland	purple	_____
Germany	brown	_____

Now, research each country in an encyclopedia to find out whether or not they were occupied by Germany during World War II. Fill in the chart above by writing "Yes" or "No" on the lines.



Compare and Contrast

One of the ways we develop a better understanding of the characters in a story is by comparing and contrasting them. Under the name of each character, write several phrases to describe that person, using his/her physical characteristics and personality traits.




Annemarie



Ellen



Kirsti




The Giraffe

Now, select two of the characters and draw pictures of them. Underneath your illustrations write a paragraph about each of them. Use your descriptive phrases to guide your writing. Include ways in which the characters are *alike* and how they are *different*.

A Postcard to Papa

In the space below, design a postcard to send to Papa in Copenhagen. Using the descriptions in the book, draw the countryside, the farm of Uncle Henrik, the seashore, or a fishing boat.



In the box below, write a message to Papa telling him of the trip to Uncle Henrik's. Remember that the Nazis might intercept the mail, so you will need to write anything about Ellen in code. Cut out the postcard and the message. Glue the message to the back of the postcard. Share the postcard with the class.

A rectangular box with a dashed border, containing six horizontal lines for writing a message to Papa. The lines are evenly spaced and extend across most of the width of the box.